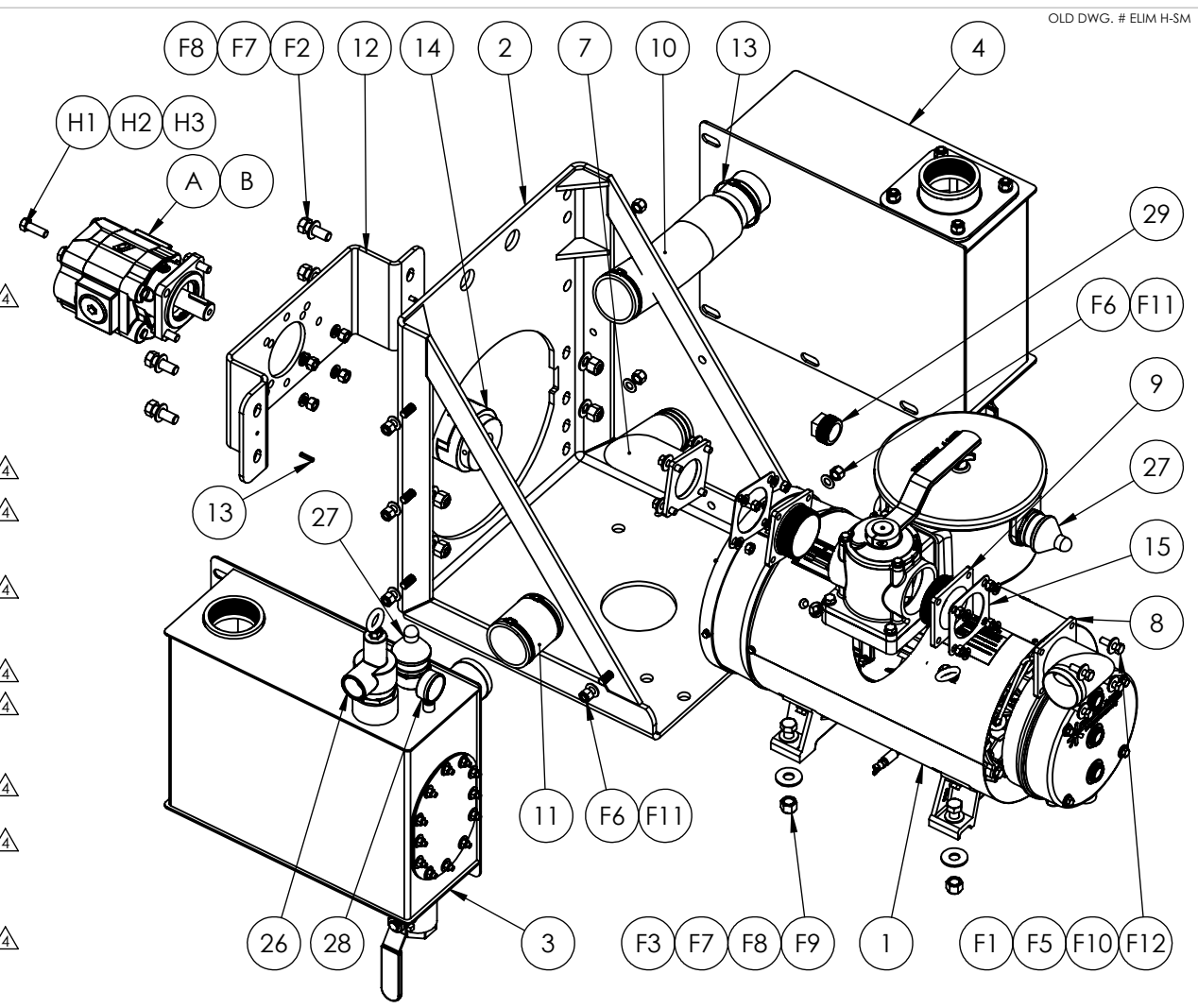


ITEM #	PART #	DESCRIPTION	QTY.
1	500LUF	500LUF Vacuum Pump	1
2	RF500-SC	Pedastal Frame	1
3	RF500-S091R1C	S09 Secondary Shut-Off	1
4	RF500-M09C	M09 Muffler	1
7	FAM09C	Flange - Muffler Side	1
8	FAS09C	Flange - Secondary Shut-Off Side	1
9	FA-3NPT-M	3" NPT Flange for Diverter	2
10	FAM09-03	Rubber Hose - Ø3" x 13" Long - Muffler Side	1
11	FAS09-03	Rubber Hose - Ø3" x 4.75" Long - Secondary Side	1
12	HDM09C	Hydraulic Motor Mount	1
13	HCM-091-001	Super Clamp - SCS 86-91	4
14		Customer to Specify Coupling Size	1
15	RF500-57	Gasket - Pump Flange	2
26	PRV-2"	Pressure Relief Valve - 2" NPT	1
27	VB	Vacuum Relief Valve - 1-1/2" NPT	2
28	PVG-2.5	Compound Pressure-Vacuum Gauge	1
29	RF500-240	Pipe Plug - 1-1/2" NPT - Square Head	1

HARDWARE			
F1	HBM-100-350	Hex Bolt - M10 x 1.5mm x 35mm Long - Z.P.	8
F2	HBI-600-170	Hex Bolt - 5/8"-11 NC x 1-3/4" Long - Z.P.	4
F3	5/8"X2-1/4" HEX HEAD	Hex Bolt - 5/8"-11 NC x 2-1/4" Long - Z.P.	4
F5	RF500-137A	Hex Nut - M10 x 1.5mm - Z.P.	8
F6	HNI-500-201	Nylock Hex Nut - 1/2"-13 NC - Z.P.	8
F7	5/8" NUTS	Nylock Hex Nut - 5/8"-11 NC - Z.P.	8
F8	5/8" F/W-SAE	Flat Washer, SAE (Small) - 5/8" - Z.P.	12
F9	5/8" F/W-USS	Flat Washer, USS (Large) - 5/8" - Z.P.	4
F10	RF120-94A	Lock Washer (Split) - M10	8
F11	1/2" - F/W-SAE	Flat Washer, SAE (Small) - 1/2" - Z.P.	8
F12	M10-FW	Flat Washer - M10 - Z.P.	8
F13	1/4" X 1" LG SPLIT PIN	Split Pin - 1/4" x 1" Long	2

HYDRAULIC MOTOR & HARDWARE (OPTIONAL)			
A	P500-HM	Hydraulic Motor	1
B	P500-HMBOS	Hydraulic Motor	1
H1	1/2" X 1-1/2	Hex Bolt - 1/2"-13 NC x 1-1/2" Long - Z.P.	4
H2	1/2" L/W	Lock Washer (Split) - 1/2" - Z.P.	4
H3	1/2" NUT	Hex Nut - 1/2"-13 NC - Z.P.	4

- NOTES:
- ALL FASTENERS TO BE SUPPLIED
 - WEIGHT AS SHOWN: 769 LBS (NO HYD. MOTOR)
 - CUSTOMER TO SPECIFY COUPLING SIZE



**ELIMINATOR H PACKAGE WITH
500LUF PUMP, MUFFLER
& SECONDARY-SHUTOFF
PART # ELIM H-SM500LUF**

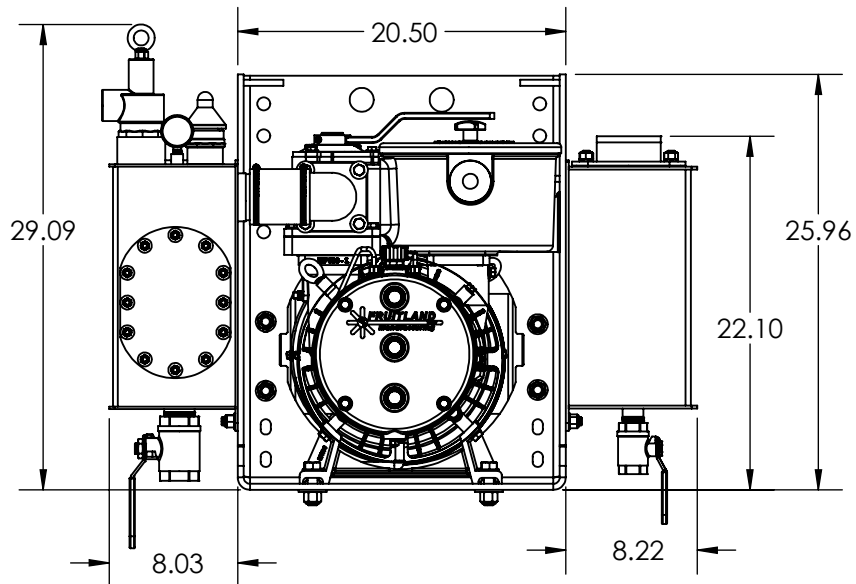
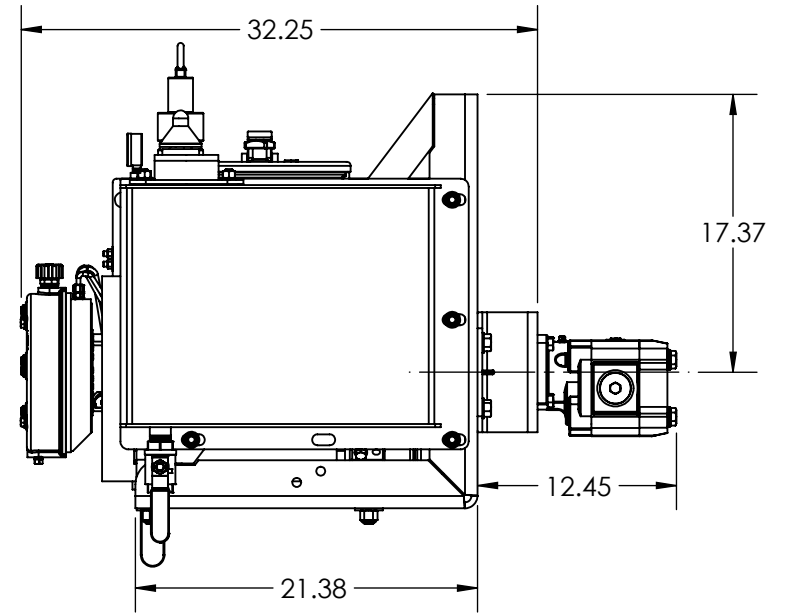
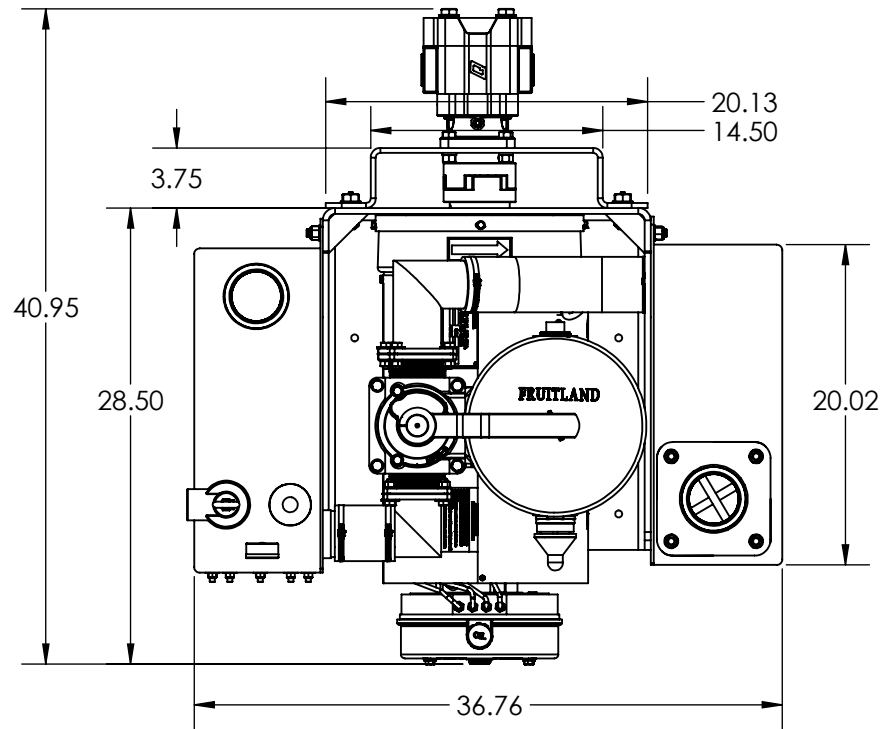
HYDRAULIC MOTOR SPECIFICATIONS							
ITEM #	PART #	DISP. (IN³)	MAX PRESSURE	MAX RPM	MOUNTING FACE	SHAFT DIA.	PORT SIZE (INLET / OUTLET)
A	P500-HM	5.70	3000 PSI	3000	SAE B - 4 BOLT	1.25"	5/16" -20 ORB
B	P500-HMBOS	5.70	3000 PSI	3000	SAE B - 4 BOLT	1.25"	1-1/2" NPT

DCR #368, REV. 1: NOTES & COMPONENTS ADDED, 04/03/10, KA
 DCR #410, REV. 2: 05/02/11, KA
 DCR #477, REV. 3: ADDED TITLE BLOCK & UPDATED PART #s, 25/01/13, FH
 DCR #1009, REV. 4: UPDATED BOM, ADDED HYD. MOTOR, CHANGED DWG. #, 02/27/23, IP

PROPRIETARY AND CONFIDENTIAL
 THE INFORMATION CONTAINED IN THIS DRAWING IS THE SOLE PROPERTY OF FRUITLAND MANUFACTURING. ANY REPRODUCTION IN PART OR AS A WHOLE WITHOUT THE WRITTEN PERMISSION OF FRUITLAND MFG. IS PROHIBITED.

NAME	DATE	<p>324 Leaside Avenue Stoney Creek, Ontario, CANADA L8E 2N7 Phone: (905) 662-6552 Fax: (905) 662-9875</p>
CREATED	K.A. 13/03/09	
CHECKED	W.D. 22/02/13	TITLE:
UNLESS OTHERWISE SPECIFIED: DIMENSIONS ARE IN INCHES TOLERANCES: FRACTIONAL OR .X = ±.015 .XX = ±.010 .XXX = ±.005		ELIM H-SM500LUF - BOM
MATERIAL	--	DWG. NO. ELIM H-SM500LUF
		REV 4
		SCALE: 1:12
		WEIGHT:--
		SHEET 1 OF 2

NOTE: SHOWN WITH RF500LUF PUMP
OTHER OPTIONS AVAILABLE



PART # ELIM H-SM500LUF

DCR #368, REV. 1: NOTES & COMPONENTS ADDED, 04/03/10, KA
DCR #410, REV. 2: 05/02/11, KA
DCR #477, REV. 3: ADDED TITLE BLOCK & UPDATED PART #s, 25/01/13, FH
DCR #1009, REV. 4: UPDATED BOM, ADDED HYD. MOTOR, CHANGED DWG. #., 02/27/23, IP

324 Leaside Avenue
Stoney Creek, Ontario,
CANADA L8E 2N7
Phone: (905) 662-6552
Fax: (905) 662-9875

NAME	DATE	FRUITLAND	
CREATED	K.A. 13/03/09	TITLE: ELIM H-SM500LUF PACKAGE DIMENSIONS	
CHECKED	W.D. 22/02/13		
UNLESS OTHERWISE SPECIFIED: DIMENSIONS ARE IN INCHES TOLERANCES: FRACTIONAL OR .X = ±.015 .XX = ±.010 .XXX = ±.005			
MATERIAL		DWG. NO.	REV
--		ELIM H-SM500LUF	4
SCALE: 1:12		WEIGHT:--	SHEET 2 OF 2

PROPRIETARY AND CONFIDENTIAL
THE INFORMATION CONTAINED IN THIS DRAWING IS THE SOLE PROPERTY OF FRUITLAND MANUFACTURING. ANY REPRODUCTION IN PART OR AS A WHOLE WITHOUT THE WRITTEN PERMISSION OF FRUITLAND MFG. IS PROHIBITED.