




FRUITLAND

RCF 172

Highly efficient, low-oil consumption pump commonly found on trucks servicing light septic or portable toilet applications. Available in left-hand or right-hand orientation, with a four-way diverter valve and can be used with various drive options.



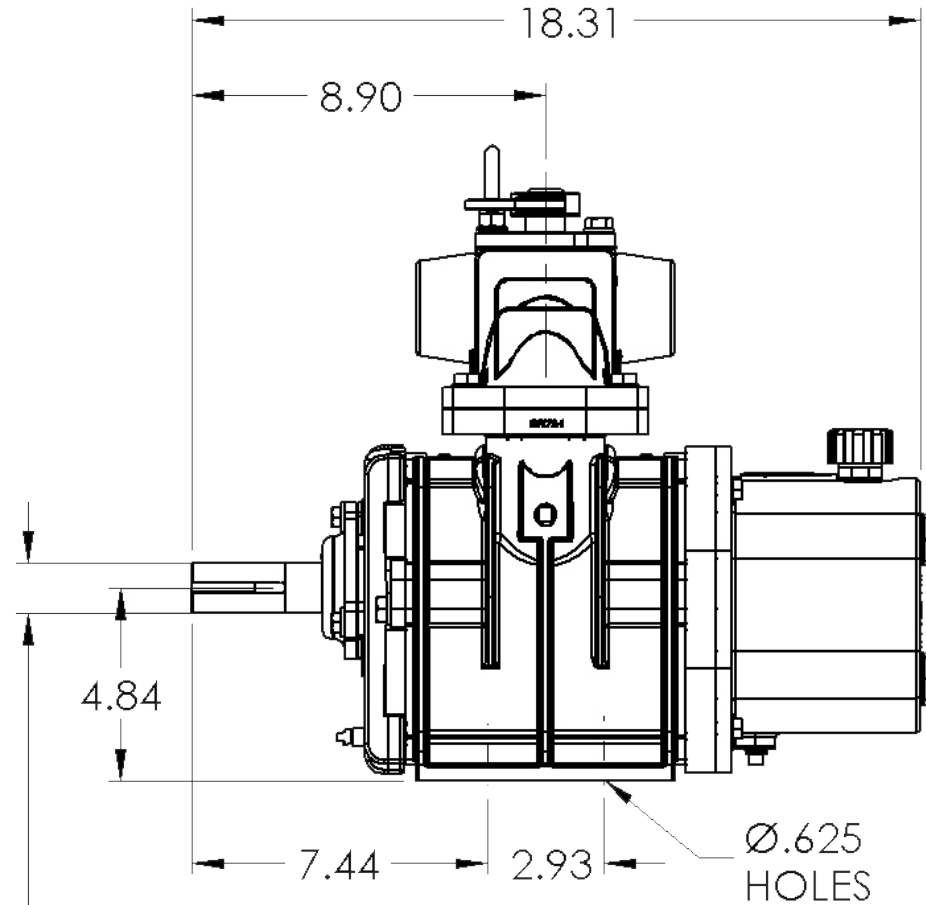
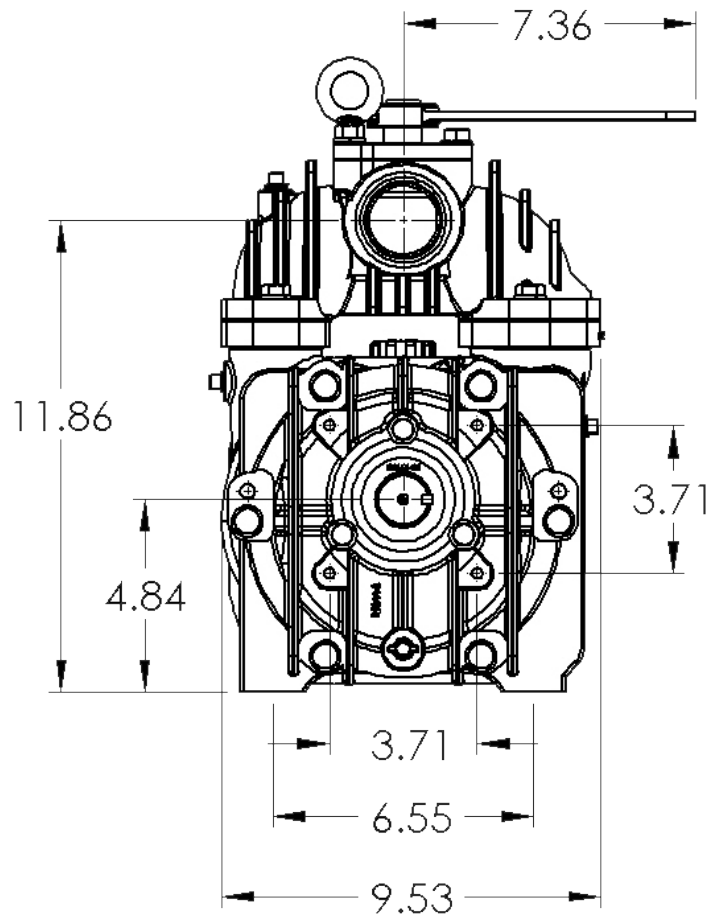
FEATURES

- Automatic lubrication (Oil pump)
- 4 (Kevlar) vanes
- Air cooling continuous duty
- Belt drive, hydraulic or angle drive
- CC or CCW rotation

SPECIFICATIONS

- Approximate Free Air Flow - 127 CFM
- Maximum Vacuum - 27" Hg
- Power Required @ 27" Hg - 7 BHP
- Max Pressure - 30 PSI
- Size of Hoses - 2"
- Max Input Speed - 14000 RPM
- Approximate Net Pump Weight - 128 Lbs





Ø 1.25" SHAFT
KEY: 1/4"x1/4"x1.55" LG.

