



FRUITLAND



**ROTARY VANE
VACUUM PUMPS
& ELIMINATOR
PACKAGES**


BUILT-IN QUALITY

Since 1957, Fruitland vacuum pumps have been known for their durability, quality, and ease of operation. Whether it's rotary vane or liquid ring vacuum pumps. Fruitland has the solution for your mobile vacuum system.

Fruitland's comprehensive and versatile line of rotary vane pumps are designed to meet the broad range of demands found in the fluid and liquid waste transportation industry across the world. With sizes and configurations tailored to various applications, Fruitland pumps deliver exceptional performance across a broad spectrum of needs.

Fruitland's machine shop/ tool & dye roots shine through everything manufactured in our factory. From design & engineering to machining, assembly and finishing, the concepts of tight tolerances, attention to detail, and zero compromise in quality are the principles that define the actions and attitudes of everything done here. This is the key to the Fruitland pump's performance and quality.


Choose Fruitland for a solution that's as durable as it is efficient.



RCF172 SERIES

The Fruitland RCF172 is a highly efficient, small footprint pump commonly found on trucks servicing light septic or portable toilet applications.

This easy to service air cooled pump is available in left-hand or right-hand rotation and comes with the two inch four-way valve.



SPECIFICATIONS

- Approximate free air flow – 127 CFM
- Maximum vacuum – 27" Hg
- Power required @ 27" Hg – 7 BHP
- Max pressure – 30 PSI
- Size of hoses – 2"
- Max input speed – 1400 RPM
- Approx. net pump weight – 128 LBS


FEATURES

- Automatic lubrication (oil pump)
- 4 (kevlar) vanes
- Air cooling continuous duty
- Belt drive, hydraulic or angle drive
- CC or CCW rotation

RCF344 SERIES

The Fruitland RCF344 is primarily used on trucks servicing light septic and portable toilet applications, and provides lots of power in a small package.

This easy to service air cooled pump is available with an optional air injection system, left-hand or right-hand rotation, and comes with two inch 4 way valves.



SPECIFICATIONS

- Approximate free air flow – 218 CFM
- Maximum vacuum – 27" Hg
- Power required @ 27" Hg – 12 BHP
- Max pressure – 20 PSI
- Size of hoses – 2"
- Max input speed – 1400 RPM
- Approx. net pump weight – 182 LBS

FEATURES

- Automatic lubrication (oil pump)
- 4 (kevlar) vanes
- Air cooling continuous duty
- Belt drive, hydraulic or angle drive
- CC or CCW rotation



RCF500 SERIES

The Fruitland RCF500 provides the best combination of power and efficiency of any rotary vane pump available on the market and uses less oil than any other rotary vane pump in its class.

The RCF500 can be found in mobile vacuum applications across the world and in many different industries. This fan cooled pump comes with three inch 4 way valve, in either right or left hand orientation.



SPECIFICATIONS

- Approximate free air flow – 338 CFM
- Maximum vacuum – 28.5" Hg
- Power required @ 27" Hg – 23 BHP
- Max pressure – 35 PSI
- Size of hoses – 3"
- Max input speed – 1400 RPM
- Approx. net pump weight – 450 LBS

FEATURES

- Automatic lubrication (oil pump)
- 4 (kevlar) vanes
- Air cooling continuous duty
- Belt drive, hydraulic or angle drive
- CC or CCW rotation

RCF870 SERIES

The Fruitland RCF870 series pump offers more power and air flow than the 500 thanks to it's patented V style porting.

This fan cooled pump comes with our 4" four way valve, and optional air injection system allowing for continuous operation at high vacuum.



SPECIFICATIONS

- Approximate free air flow – 501 CFM
- Maximum vacuum – 28.5" Hg
- Power required @ 27" Hg – 42 BHP
- Max pressure – 35 PSI
- Size of hoses – 4"
- Max input speed – 1400 RPM
- Approx. net pump weight – 575 LBS

FEATURES

- Automatic lubrication (oil pump)
- 4 (kevlar) vanes
- Air cooling continuous duty
- Belt drive, hydraulic or angle drive
- CC or CCW rotation

RCF1400 SERIES

The RCF1400 is Fruitland's newest and most powerful rotary vane pump, and one of the most powerful mobile rotary vane pumps available on the market.

The RCF1400 is a fan cooled pump that comes with integrated air injection, four inch 4 way valve, and integrated filter & oil tank.



This pump is smaller, lighter, and quieter than any pump in its class which makes the RCF1400 a powerhouse that can tackle any pumping job in any environment - any time.

SPECIFICATIONS

- Approximate free air flow – 910 CFM
- Maximum vacuum – 27.5" Hg
- Power required @ 27" Hg – 42 HP to 64 HP
- Max pressure – 20 PSI
- Size of hoses – 4"
- Max input speed – 1400 RPM
- Approx. net pump weight – 1262 LBS

FEATURES

- Integrated aluminum oil tank, capacity: 13L for up to 35 hours running time
- Integrated air injection system for continuous vacuum operation
- High capacity fan forced air cooling
- High capacity metered oil injection pump for precise oil delivery under various operating conditions
- Available with different mounting and drive options
- Quietest operation in its class, only 85 dB at 10ft

CUSTOM SOLUTIONS FOR ANY MOBILE APPLICATION

Fruitland Eliminator packages offer a simple modular solution for all mobile vacuum truck applications.

Fruitland's line of pumps also come in "Ready To Rig" packaged Eliminator configurations. There are many different configurations and optional components that can be included with Eliminator packages to meet your specific needs.

Top and Side Frame Mount Options (TB)(TH)(SB)

Eliminator packages can come in two main frame types which either mount on the side of a trucks frame rails, or sit directly on top of the frame rails.

Angle Drive Options (A)

Any of the side mount frames can be fitted with an angle drive Eliminator configuration which connects to the PTO driven drive shaft on the truck.

Hydraulic Drive Options (H)


Side or top mount frames can be fitted with hydraulically driven configurations which can connect to the hydraulic system on the truck.

Optional Components

Secondary shutoffs, mufflers, couplings, valves, additional reservoir, flushing kits, automatic diverter handles, stainless shrouds and many other optional components are available depending on the Eliminator configuration and pump type needed.

ELIMINATOR SERIES PACKAGE


The Fruitland Eliminator Series package offers the reliability of Fruitland vacuum pumps combined with the ease and customizability of Fruitland Eliminator builds.



ELIM 172 SERIES

Gearbox Drive Option: A-SMF172R

Hydraulic Drive Option: H-SMF172R



ELIM 344 SERIES

Hydraulic Drive Option: ELIM H-344

Gearbox Drive Option: ELIM A-344



ELIM 500 SERIES

Gearbox Drive Options:

A-SM500LUF, A-M500LUF, A-M02500LUF, A-500LUF

Hydraulic Drive Option:

H-SM500LUF, H-M500LUF

Top and Side Frame Mount Options:

THR-M500LUFH, THR-500LSFH, TBR-M500RUF, TBR-M500LUF, TBR-500LUF, TBM-M500LUF



ELIM 870 SERIES

Gearbox Drive Options:

A-SM870LUF, A-M870LUF, A-870LUF

Hydraulic Drive Option:

H-SM870LUF, H-M870LUF

Top and Side Frame Mount Options:

TBR-M870LUF



RELIABILITY DURABILITY PERFORMANCE

Fruitland's Eliminator Engine Driven Systems are the perfect modular solution for mobile applications where a truck-driven PTO is not an option.

Designed for versatility and ease of use, our innovative 'slide in' systems are compatible with all Fruitland pump models and types, offering numerous configurations to meet the demands of any mobile operation.

Available with Gas (G), Diesel (D) or Electric (E) drive systems, Fruitland Eliminator packages are built to deliver reliable and powerful performance wherever you need them. Whether you're looking for jetters (pressure washers), air injection systems, additional oil tanks, flushing kits or other accessories, the Eliminator series can be customized to suit your specific requirements.

Engineered for durability and efficiency, Fruitland's Eliminator Engine Driven Systems provide the flexibility and power you need to keep your operations running smoothly, no matter the location.



ELIM G-172 SYSTEM

The Fruitland ELIM G-172 gas engine driven system is our smallest engine driven ELIM package and is ideal for portable restroom applications especially where space and efficiency is required.

This package is available in left-hand or right-hand orientation. With or without muffler/secondary, additional oil tank, and other components.

FEATURES

- 14hp Briggs and Stratton Vanguard gas motor
- Fruitland RCF172 vacuum pump
- Standard bolt-in truck mount



ELIM G-344 SYSTEM

The Fruitland ELIM G-SMF344 gas engine driven system is perfect for smaller to medium sized mobile vacuum systems like portable restroom, light sanitation, and septic trucks and is the ideal modular solution for single-axle mobile applications.

This package is available in left-hand or right-hand orientation. This package is available in left-hand or right-hand orientation. With or without muffler/secondary, optional air injection, and other components.

FEATURES

- 14hp Briggs and Stratton Vanguard gas motor
- Fruitland RCF344 vacuum pump
- Standard bolt in truck mount
- Secondary shutoff
- Muffler
- Air injection
- Air filter



ELIM D-500 SYSTEM

D-500 | D-500 with Jetter

Fruitland Eliminator Diesel Engine Driven System is the ideal modular solution for mobile applications where high CFM and power is also required.

These packages are also available with a CAT Jetter (power washer) option.

FEATURES

- 500LUF vacuum pump
- Clutch coupled to a Hatz Diesel Engine System
- Muffler
- Fuel tank
- Battery
- Frame



ELIM D-870 SYSTEM

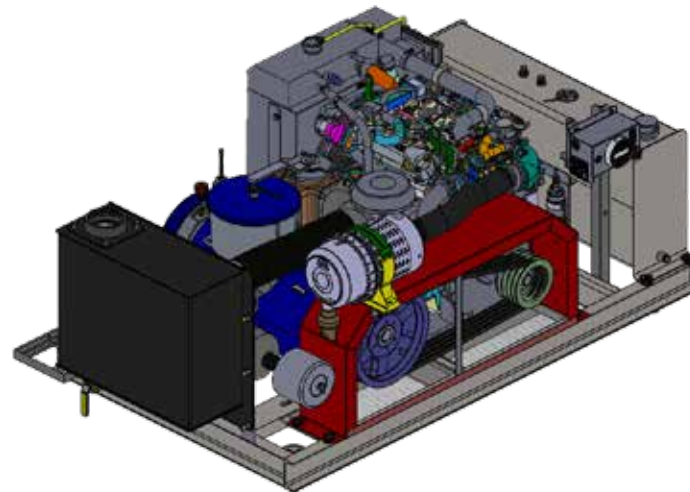
D-870 | D-870 with Jetter

Fruitland Eliminator Diesel Engine Driven System is the ideal modular solution for mobile applications where especially high CFM and power is also required.

These packages are also available with a CAT Jetter (power washer) option.

FEATURES

- 870LUF vacuum pump
- Muffler
- Fuel tank
- Battery
- Hatz Diesel Engine
- Powder-coated steel frame
- Control panel



VACUUM PUMP AND TANK PARTS AND ACCESSORIES

From the top of the tank to the pump - Fruitland has you covered for almost everything on your mobile vacuum system. Tank components like primary & secondary shutoffs, manways, gaskets, sight glasses, gauges and many more items are available in different configurations and materials.

Our products include replacement parts and repair kits, specifically crafted to support your pumps and systems, ensuring smooth and reliable operation.

Boom Swivel

Fruitland offers a full line of boom swivels or slewing rings/ rotating seals in a variety of sizes and configurations. These are essential components for any boom mounted mobile vacuum system and are engineered for use in high stress environments throughout many industries. Available in interior diameters ranging from 4" to 17", our swivels can be geared or non-geared, and can be worm, pinion, or manually driven depending on the application.

FEATURES

- In-house laser-hardened bearing courses for superior durability in high-stress conditions
- High carbon steel rings for enhanced strength & longevity
- High quality stainless steel bearings to ensure smooth, reliable operation
- Custom-made wiper seals for an airtight seal under vacuum conditions

In addition to our standard Boom Swivels, we offer high-quality worm gear bases in 10" and 13" models, with options for hydraulic motors. Gear and pinion drives are also available to complement your specific requirements.

When it comes to tank components and accessories, trust our precision-engineered solutions to deliver the durability and performance your applications demand.





www.fruitlandmanufacturing.com

 **FRUITLAND**

1-800-663-9003 | 905-662-6552